



FLINT & WALLING

Zoeller Family of Water Solutions™

Fountain Systems for Beautiful Waterscapes

FW1145
1016
Supersedes
1014

APPLICATIONS

- Private residential ponds
- Golf courses
- Apartment complexes
- Waterscapes
- Industrial centers
- City parks

THREE EASILY INTERCHANGEABLE PATTERNS INCLUDED



Factory
Installed
Pattern

Water Lily - An eye-catching combination spray



Water Trumpet - A symmetrical inverted bell shape



Sky Cannon - A dramatic single plume of water




230V model shown

115V Model: FPS0501

230V Models: FPS05021, FPS07021, FPS10021

**LIGHT UP THE NIGHT
WITH THE OPTIONAL
"NightBright" SYSTEM**

Now available for all models





FLINT & WALLING

Zoeller Family of Water Solutions™

Specifications

SYSTEM SPECIFICATIONS

| MODEL NO. | HP | PHASE | VOLTS | RUNNING AMPS | SYSTEM CABLE LENGTH | MAX. CABLE LENGTH |
|-----------|-----|-------|-------|--------------|---------------------|-------------------|
| FPS0501 | 1/2 | 1 | 115V | 12 | 100 FT. | 100 FT. |
| FPS05021 | 1/2 | 1 | 230V | 6 | 100 FT. ‡ | 250 FT. † |
| FPS07021 | 3/4 | 1 | 230V | 8 | 100 FT. ‡ | 250 FT. † |
| FPS10021 | 1 | 1 | 230V | 9.8 | 100 FT. ‡ | 250 FT. † |

‡ Optional cable available in 50 ft. increments up to 150 ft additional.

† Maximum cable length from fountain to control. For wire specifications and size from the control panel to the fuse disconnect box, consult a licensed electrician. A licensed electrician should perform electrical installation in accordance with national and local electrical codes.

FOUNTAIN NOZZLE SPECIFICATIONS

| MODEL NO. | HP | WATER LILY | | | SKY CANNON | | WATERTRUMPET | | |
|-----------------------|-----|------------|-------------|--------------|------------|--------------|--------------|-------------|--------------|
| | | "A" HT. | "B" DIA. | Flow GPH* | "A" HT. | Flow GPH* | "A" HT. | "B" DIA. | Flow GPH* |
| FPS0501 / FPS05021 | 1/2 | 15 | 30 | 4900 | 15 | 3300 | 13 | 15 | 2700 |
| FPS07021 | 3/4 | 22 | 32 | 5825 | 35 | 4100 | 20 | 25 | 3400 |
| FPS10021 | 1 | 24 | 46 | 6150 | 41 | 4200 | 22 | 35 | 3600 |

*Water displacement gallons per hour.

THREE EASILY INTERCHANGEABLE PATTERNS INCLUDED




Water Lily



Sky Cannon



Water Trumpet



WARNING: Not tested or approved for use in swimming areas

Specifications






FLINT & WALLING

Zoeller Family of Water Solutions™

ADDITIONAL PUMP CABLE PACKAGES FOR 230V "FPS" FOUNTAIN SYSTEMS

| CABLE | CABLE LENGTH FT. | 50' | 100' | 150' |
|-------------|------------------|--------|--------|--------|
| 14 GA. SOOW | PART NO. | 022923 | 022924 | 022925 |
| 12 GA. SOOW | | 022920 | 022921 | 022922 |

Cable packages include 022919 heat shrink splice kit

| OPTIONAL QUICK DISCONNECT | | HEAT SHRINK SPLICE KITS | | | |
|------------------------------------------------------------------------------------------------------------------------------------------------------|-----------------------------------------------------------------------------------|-----------------------------------------------------------|-------------------------------------------------------------------------------------|--|---------------------------------------------------|
| The optional Quick disconnect for the motor electrical connection enables disconnecting the unit for cleaning and winter storage. Part No. 022918 |  | For use on 14 and 12 gauge pump cable. Part No. 022919 |  | | For use on 18 GA. light cable. Part No. 022933 |
| | | |  | | |

OPTIONAL FOUNTAIN "NIGHT BRIGHT" LIGHTING SYSTEM

Flint & Walling floating fountains are even more dramatic at night with the addition of a "Night Bright" lighting system. The three light, 120V, 120 watt equivalent system includes stainless steel housings that can easily be installed onto the float. The fountain control center includes an adjustable 24 hour timer for controlling the "Night Bright" lighting system.

OPTIONAL 120V LIGHT KITS

| PART NO. | STANDARD LIGHT KIT PACKAGE COMPONENTS |
|----------|----------------------------------------------------------------------------------------------------------------------------------------------------------------------------------------------------------------------------------|
| 023069 | <ul style="list-style-type: none"> • Three white LED lamps † • 100 Ft. of 18 GA. AWG SOOW underwater cable ‡ • Stainless steel mounting brackets and hardware • Heat shrink splice kit |
| 023369 | Light kit with GFI connector for fountain systems without control box |



† Optional colored lamps are available in red, green and blue sets of 3.

‡ Optional cable available in 50 ft. increments up to 150 ft additional.

ADDITIONAL LIGHT CABLE PACKAGES FOR OPTIONAL LIGHTING SYSTEM

| CABLE | CABLE LENGTH FT. | 50' | 100' | 150' |
|-------------|------------------|--------|--------|--------|
| 18 GA. SOOW | PART NO. | 022930 | 022931 | 022932 |

Cable packages include 022933 heat shrink splice kit

COLORED LED LAMP SETS FOR OPTIONAL "NIGHT BRIGHT" LIGHTING SYSTEM

| Part No. | Description |  |  |  |
|----------|-------------|-------------------------------------------------------------------------------------|---------------------------------------------------------------------------------------|---------------------------------------------------------------------------------------|
| 023059 | Red | | | |
| 023058 | Green | | | |
| 023057 | Blue | | | |

Features and Benefits



FLINT & WALLING

Zoeller Family of Water Solutions™

- Available in 1/2 HP 115V or 230V single phase models and 3/4 and 1 HP, 230V, single phase models
- Operates in 5 ft. of water or deeper
- Easily interchangeable nozzles to achieve three different spray patterns
- Polyethylene, foam-filled flotation system: UV resistant, will not waterlog
- Stainless steel eye bolts anchor system to pond bottom or shore line with nylon rope
- Six inch diameter, slotted PVC screen provides large surface area to filter debris and draw water from below the pond surface area
- Four inch diameter pump fitted with stainless steel and thermal plastic components
- Water-cooled motor with stainless steel shell. Oil-free design. Single phase, 230V
- 100 ft. S00W waterproof cord with ground fault interrupter on 115V models. 100 ft. heavy duty 14 Ga. waterproof cord with heat shrink splice on 230V models. Optional cable available in 50 ft. increments up to 150 ft. additional. Maximum cable length 250 ft.
- 230V models include rain-proof, lockable control center. Includes internally mounted ground fault interrupter and 24 hour adjustable timers for pump and optional lights.

